

# How to Browse and Search on GunBroker.com

There are two ways to shop for items on GunBroker.com: Browsing and Searching.

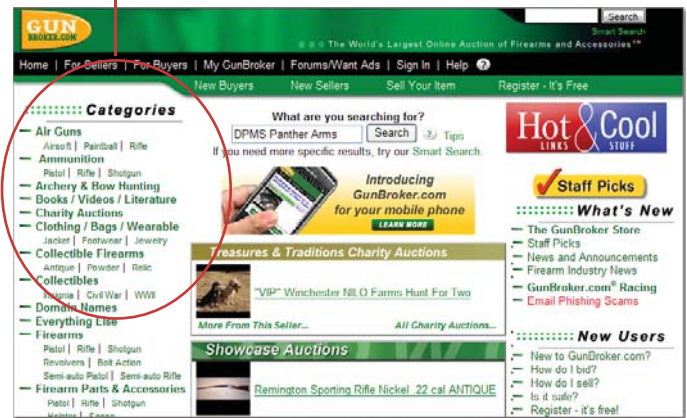
## Browsing our listings

Our home page contains a list of item categories along the left hand side. To see the items contained within a category, click on the category name. This will bring up a list of items within that category. If a category has subcategories, the parent category will contain the items listed both in itself and in its subcategories. For example, **Collectible Firearms** is a parent category containing: **Antique, Powder and Relic**. If you click on **Collectible Firearms**, you will see all items in Collectible Firearms, Antique, Powder and Relic.

Once you click on a category, you will see a list of all items contained within that category. Each category has two sections, called 'Featured Items in ...' and 'Items in ...'. The Featured section is located at the top of the page. When browsing, don't miss the 'Items in...' section as it is located below the Featured section. Each page contains a set number of items. If there are more items than fit on a single page, the items will be split across multiple pages. You can navigate to another page of items by clicking on **Prev**, **Next**, or a page number contained in square brackets.

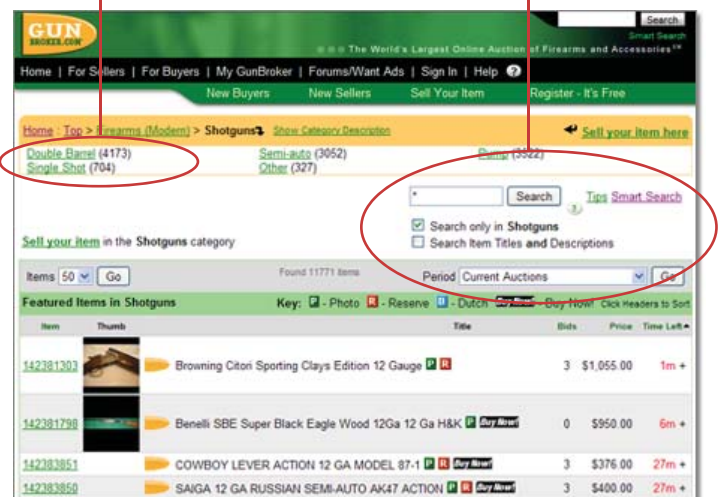
Just above the Featured section, you will see a pull down menu that lists **Current**, **New Today**, **Ending Today**, **Completed**, and **Going, Going, Gone**. If you click on one of these, you will see only the items in that category which match the criteria selected. For example, **New Today** will display only the items in that category that were posted by sellers on the current calendar day. **Going, Going, Gone** will display only the items that are to end in the next five hours.

Browse items by clicking a category

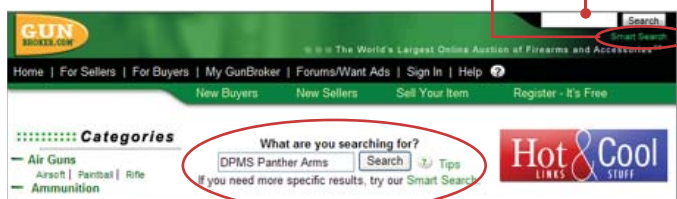


Click on a subcategory to narrow the results.

Filter the results using these options



Smart Search by multiple criteria Quick Search



Search current items by keyword

## Searching for Items

### Search Methods

There are various ways to search for items on GunBroker.com:

- **Quick Search:** You can search for an item you are interested in by using the Search facility located at the top center of the home page or at the top right search box. This searches active items.
- **Smart Search:** You can access our Smart Search page by clicking on the green **Smart Search** link located at the top of each page. (Just below the white Search box).
- **Search within List View:** Browse or search listings, then search within the list results.

# Browse and Search on GunBroker.com

## Quick Search Notes

Our Quick Search only searches our active item listings; active listings being those auctions that are still open for bidding. To search for auctions that have closed, you must use our **Smart Search**.

If you are looking for a specific item number, you can find it from any Quick Search by entering the item number into the search box.

By default, Quick Search searches all active items. If you wish to search only within a certain category, you must check 'Search Only in ...' to make it search only within that category. For example, if you browse our Pistols category, Quick Search will look for items matching your search words in both the Pistols category and all of the other categories. If you check 'Search Only in Firearms : Pistols', it will search only the items that are located in the Pistols category.

To narrow your search down to a particular category, browse that category by going to the Categories located at the top of any page of this site, then click on the category you wish to narrow your search to, then use the Quick Search and select the 'Search Only in ...' checkbox. Searching on a category searches not only that category but also any subcategories that category contains.

## How To Create a Saved Search

If you are interested in a item and you would like a way to be notified when a particular item is listed for sale on our site, you can create a **Saved Search**. Saved Searches can then be run at anytime using **My GunBroker**.

- To create a Saved Search, first use any of the Search boxes located throughout our web site to generate a search result. As an example, enter "DPMS Panther" into the search box and click the Search button.
- The results of your search will be displayed in list view on the Search Results page.
- At the very top left of the Search Results page, you will see highlighted text that says "Add this Search to your Saved Searches List". This simply adds that search into your Favorite Searches section in **My GunBroker**.
- To be notified via email when an item is listed on our auction site that matches your search, click on the link that says "Notify Me when a new item matching this search is listed".

## Smart Search

**Smart Search** gives you more control over what you are searching for. Using **Smart Search**, you can specify your keywords, select what you are looking for (items, sellers, item numbers, etc), and select the date range you wish to search on.

Common Searches:

- Search completed items as well as current listings.
- Search for specific items within a seller.
- Search by the item's location by selecting the 'State where item is located' on the Search Form.
- Search for an item number by entering the item number in 'Search Words', then checking 'Find a specific item number'.

The image shows the 'Smart Search' form on GunBroker.com. It includes a search box for 'Search Words required', a dropdown for 'All of these words', and a 'Search' button. There are checkboxes for 'Partial Match Logic (find more items)' and 'Search Item Titles and Descriptions'. The 'Words to Exclude' section has an empty input field. The 'Current Bid' and 'Starting Bid' sections have input fields for 'Between \$' and 'and \$'. The 'Item Qualifiers' section has checkboxes for 'Exclude Reserve Price items', 'Hot items (10+ bids) only', and 'Buy Now! only'. The 'View Results' section has a dropdown for 'Normal Display'. The 'Item Condition' section has a dropdown for 'All items'. The 'Items per Page' section has a dropdown for '50'. The 'Search in Categories' section has a dropdown menu with options like 'All Categories', 'Air Guns', 'Ammunition', 'Archery & Bow Hunting', 'Books / Videos / Literature', and 'Charity Auctions'. The 'Sort By' section has a dropdown for 'Shortest Time Left'. The 'Country' section has a dropdown for 'All Countries' and radio buttons for 'Available to selected country' and 'Located in selected country'. The 'USA only - State where item is located' section has a dropdown for 'All States'.

